

# Fun Fall Jokes



Q: What kind of music did the pilgrims listen to?

A: **Plymouth Rock**

Q: Why couldn't the skeleton play a musical instrument?

A: **He had no organs**

Q: What do birds say on Halloween?

A: **Trick-or-tweet**






# Paw Prints

Facts and Fun  
with Dollar Dog!



Fall 2012

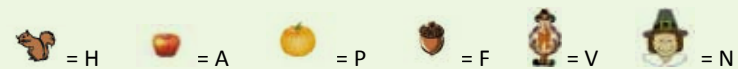
# Fun Fall Activities

-  Rake the leaves in your yard into a pile, and then jump in them!
-  Carve or paint your pumpkin into something fun or scary
-  Take a nature walk and see how many different color leaves you can find
-  Gather acorns from your yard and make a necklace with them
-  Make a list and draw pictures of all the things you are thankful for



# Dollar Dog's Secret Message

Decode Dollar Dog's secret message by filling in the blanks with the letter that matches each picture from the box at the bottom of the page



# Caramel Popcorn Balls

With some help from your parents, gather these ingredients to make a yummy fall snack for you and your family!

## Ingredients:

- |   |                       |
|---|-----------------------|
| 7 ounces of vanilla caramels (1/2 pkg.) | 2 teaspoons of butter |
| 1 tablespoon water                      | 7 cups popped popcorn |

## Directions:

Melt caramels, butter and water in a pan over medium heat on the stovetop, stirring frequently or microwave 1 1/2 minutes to melt. Stir until caramel mixture is smooth. Pour caramel mixture over popped popcorn and mix well.

Shape into balls. You can wrap the balls individually in plastic wrap and store for several days.